

20% COMPONENT OF THE IRA UTILIZATION  
FOR THE FOURTH QUARTER, CY 2016

Province, City or Municipality: Marikina City

Program or Project	Location	Total Cost	Date Started	Target Completion Date	Project Status		No. of Extensions, if any	Remarks
					% of Completion	Total Cost Incurred to Date		
<b>SOCIAL DEVELOPMENT</b>								
<b>1. ELECTRICAL</b>								
1.1 Proposed Installation of (22) Streetlight	Balagtas St., Parang	3,100,423.51				2,093,142.63		
1.2 Proposed Electrical Wiring Installation for Food Cart Vending	Kapt. Venciong St., Sta. Elena	67,149.50				45,100.00		
1.3 Proposed Installation of (46) Double Arm Streetlights	Along Bonifacio Avenue	9,779,142.62				7,408,956.62		
1.4 Proposed Installation of (33) Steel Lamp Post	B.G. Molina St., Parang	4,227,314.54				3,040,721.23		
1.5 Proposed Installation of (48) Streetlight	E. Santos Street	6,172,166.24				3,899,820.00		
1.6 Proposed Installation of (18) Steel Lamp Post	J. Molina St., Conc. I	2,516,765.85				1,833,732.65		
<b>2. TRAFFIC ENGINEERING UNIT (TEU)</b>								
2.1 Proposed Thermoplastic Road Markings	Various Streets	4,814,776.40				3,408,410.01		
2.2 Proposed LPG Gas Refill for Thermoplastic Road Markings	Various Streets	135,261.00				95,600.00		
2.3 Proposed Repainting of Street Furniture for Road Traffic Safety	Various Streets	776,258.00				535,700.00		
2.4 Proposed Repainting of Basketball Court	Various Streets	370,224.40				247,105.00		
2.5 Proposed Repair & Maintenance of Traffic Sign	Various Streets	433,705.44				388,199.57		
2.6 Proposed Materials for Silk Screen Printing of Traffic Signage	Various Streets	178,375.40				127,360.00		
2.7 Proposed Replacement of Faded Reflectorized Traffic Sign	Various Streets	848,435.00				605,950.00		

20% COMPONENT OF THE IRA UTILIZATION  
FOR THE FOURTH QUARTER, CY 2016

Province, City or Municipality: Marikina City

Program or Project	Location	Total Cost	Date Started	Target Completion Date	Project Status		No. of Extensions, if any	Remarks
					% of Completion	Total Cost Incurred to Date		
2.8 Proposed Fabricate & Installation of Faded Regulatory Signage	Various Streets	487,242.00				293,550.00		
2.9 Proposed Upgrade of Equipments	Various Streets	1,361,111.64				1,331,174.87		
2.10 Proposed Installation of Plastic Men's Urinal	Various Streets	721,260.05				634,820.00		
2.11 Proposed Fabrication of Waiting Shed Area (10 units)	Various Streets	474,447.47				405,201.74		
2.12 Proposed Installation of GI Street Name Pole	Various Streets	1,388,311.40				1,195,830.40		
<b>3. EQUIPMENT</b>								
3.1 1 unit Thermoplastic Road Markings Machine and 1 unit Thermoplastic Paint Applicator		1,600,000.00				1,175,000.00		
3.2 Medical, Dental & Laboratory Equipment		2,500,000.00				398,450.00		
<b>ECONOMIC DEVELOPMENT</b>								
<b>1. EQUIPMENT</b>								
1.1 4 units Brand New 6-wheeler mini dumptruck		15,000,000.00				14,470,000.00		
1.2 2 units Brand New Aerial Basket		24,000,000.00				19,998,000.00		
1.3 1 unit Brand New Dropside Truck (Forward)		3,100,000.00				3,095,000.00		
<b>2. MARIKINA BIKEWAYS</b>								
2.1 Supply and Installation of Solar Lights Surface Studs	Gil Fernando Ave. (Both Sides)	2,553,000.00				1,625,000.00		
2.2 Introduction of Green Bikelanes	E. Manalo Ave., Concepcion I and Sto. Niño	1,352,470.80				1,141,967.65		

20% COMPONENT OF THE IRA UTILIZATION  
FOR THE FOURTH QUARTER, CY 2016

Province, City or Municipality: Marikina City

Program or Project	Location	Total Cost	Date Started	Target Completion Date	Project Status		No. of Extensions, if any	Remarks
					% of Completion	Total Cost Incurred to Date		
2.3 Introduction of Green Bikelanes	McDonalds Avenue, Sto. Niño	273,605.21				140,015.00		
2.4 Introduction of Green Bikelanes	Katipunan Ave., Concepcion II	2,057,407.88				1,245,000.00		
2.5 Introduction of Green Bikelanes	Paraluman St., Parang & Conc. I	703,077.41				529,801.00		
2.6 Introduction of Green Bikelanes	B.G. Molina St., Parang	682,704.45				408,530.00		
2.7 Introduction of Green Bikelanes	Riverpark	392,354.00				192,007.97		
<b>3. INFRASTRUCTURE (ENGINEERING)</b>								
3.1 Proposed Road Sectional Blocking and Sidewalk Improvement	Various St., District I & II	9,373,314.69				8,768,816.08		
3.2 Proposed Laying of Vigan Tiles	Kapt. Antonio Santos, Sta. Elena	716,701.82				509,962.73		
3.3 Proposed Road/Sidewalk Improvement	Various Street	2,999,949.33				1,941,861.20		
3.4 Proposed Road Widening and Sidewalk Improvement	UBB Barangka, Access Road	2,071,973.60				2,059,906.29		
3.5 Proposed Road/Sidewalk improvement/ Upgrading	Various Street	10,999,999.82				9,345,396.90		
3.6 Proposed Multi-Purpose Building	Villa Cristina Homes, Open Space, Apitong St., Mrkna. Hts.	3,000,000.00				370,055.36		
<b>ENVIRONMENTAL MANAGEMENT</b>								
<b>1. INFRASTRUCTURE (PDO)</b>								
1.1 Proposed Development of Anastacia Park	Alpine Lily St., Anastacia Vill., Nangka, Marikina City	402,432.00			100%	283,208.10		Completed
1.2 Proposed Development of IVC Open Space	Sampaguita St. Corner Santan St., IVC, Marikina City	152,517.60			100%	105,755.46		Completed

20% COMPONENT OF THE IRA UTILIZATION  
FOR THE FOURTH QUARTER, CY 2016

Province, City or Municipality: Marikina City

Program or Project	Location	Total Cost	Date Started	Target Completion Date	Project Status		No. of Extensions, if any	Remarks
					% of Completion	Total Cost Incurred to Date		
1.3 Proposed Concreting of Sidewalk with Curb, Gutter & CHB Canal	Kalumpang Jogging Lane	1,668,775.50				1,498,281.90		Completed
1.4 Proposed Senior Citizens Park	Sweden St., Greenheights 2, Concepcion I	357,797.90			100%	281,095.12		
1.5 Proposed Development of Empress I Subdivision Open Space	Champaca St., Marikina Heights	514,385.93				412,690.08		
1.6 Proposed Fabrication of 2 units Pontoon Bridge and 2 units Planks	River Park, Sto. Niño	1,130,780.76				983,961.09		
1.7 Proposed Development of Evolution Park	Marikina Heights	401,826.19				356,950.00		
1.8 Proposed Development of Animal Trail	River Park	1,302,206.98				1,151,363.99		
1.9 Proposed Development of Open Space Along IVC Jogging Lane (243 l.mtrs.)	IVC	535,777.35				446,625.96		
1.10 Proposed Concreting of Bikelane and Jogging lane (200 l.mtrs.) Phase I	Along Jogging Lane from Gazebo to Kalumpang Church	1,629,243.75				1,417,206.25		

We hereby certify that we have reviewed the contents and hereby attest to the veracity and correctness of the data or information contained in this document.

FE S. GERONIMO  
City Budget Officer

MARCELINO R. TEODORO  
City Mayor

20% COMPONENT OF THE IRA UTILIZATION  
FOR THE THIRD QUARTER, CY 2016

Province, City or Municipality: Marikina City

Program or Project	Location	Total Cost	Date Started	Target Completion Date	Project Status		No. of Extensions, if any	Remarks
					% of Completion	Total Cost Incurred to Date		
<b>SOCIAL DEVELOPMENT</b>								
<b>1. ELECTRICAL</b>								
1.1 Proposed Installation of (22) Streetlight	Balagtas St., Parang	3,100,423.51				1,799,301.85		
1.2 Proposed Electrical Wiring Installation for Food Cart Vending	Kapt. Venciong St., Sta. Elena	67,149.50				45,100.00		
<b>2. TRAFFIC ENGINEERING UNIT (TEU)</b>								
2.1 Proposed Thermoplastic Road Markings	Various Streets	4,814,776.40				3,408,410.01		
2.2 Proposed LPG Gas Refill for Thermoplastic Road Markings	Various Streets	135,261.00				95,600.00		
2.3 Proposed Repainting of Street Furniture for Road Traffic Safety	Various Streets	776,258.00				535,700.00		
2.4 Proposed Repainting of Basketball Court	Various Streets	370,224.40				247,105.00		
2.5 Proposed Repair & Maintenance of Traffic Sign	Various Streets	433,705.44				388,199.57		
2.6 Proposed Materials for Silk Screen Printing of Traffic Signage	Various Streets	178,375.40				127,360.00		
2.7 Proposed Replacement of Faded Reflectorized Traffic Sign	Various Streets	848,435.00				605,950.00		
2.8 Proposed Fabricate & Installation of Faded Regulatory Signage	Various Streets	487,242.00				293,550.00		
2.9 Proposed Upgrade of Equipments	Various Streets	1,361,111.64				1,121,743.73		
2.10 Proposed Installation of Plastic Men's Urinal	Various Streets	721,260.05				634,820.00		
2.11 Proposed Fabrication of Waiting Shed Area (10 units)	Various Streets	474,447.47				405,201.74		

20% COMPONENT OF THE IRA UTILIZATION  
FOR THE THIRD QUARTER, CY 2016

Province, City or Municipality: Marikina City

Program or Project	Location	Total Cost	Date Started	Target Completion Date	Project Status		No. of Extensions, if any	Remarks
					% of Completion	Total Cost Incurred to Date		
<b>3. EQUIPMENT</b>								
3.1 1 unit Thermoplastic Road Markings Machine and 1 unit Thermoplastic Paint Applicator		1,600,000.00				1,175,000.00		
3.2 Medical, Dental & Laboratory Equipment		2,500,000.00				398,450.00		
<b>ECONOMIC DEVELOPMENT</b>								
<b>1. EQUIPMENT</b>								
1.1 4 units Brand New 6-wheeler mini dumptruck		15,000,000.00				11,980,000.00		
1.2 2 units Brand New Aerial Basket		24,000,000.00				19,998,000.00		
1.3 1 unit Brand New Dropside Truck (Forward)		3,100,000.00				3,095,000.00		
<b>2. MARIKINA BIKEWAYS</b>								
2.1 Supply and Installation of Solar Lights Surface Studs	Gil Fernando Ave. (Both Sides)	2,553,000.00				1,625,000.00		
2.2 Introduction of Green Bikelanes	E. Manalo Ave., Concepcion I and Sto. Niño	1,352,470.80				868,601.63		
2.3 Introduction of Green Bikelanes	McDonalds Avenue, Sto. Niño	273,605.21				140,015.00		
2.4 Introduction of Green Bikelanes	Katipunan Ave., Concepcion II	2,057,407.88				1,245,000.00		
2.5 Introduction of Green Bikelanes	Paraluman St., Parang & Conc. I	703,077.41				529,801.00		
2.6 Introduction of Green Bikelanes	B.G. Molina St., Parang	682,704.45				408,530.00		

20% COMPONENT OF THE IRA UTILIZATION  
FOR THE THIRD QUARTER, CY 2016

Province, City or Municipality: Marikina City

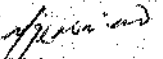
Program or Project	Location	Total Cost	Date Started	Target Completion Date	Project Status		No. of Extensions, if any	Remarks
					% of Completion	Total Cost Incurred to Date		
<b>3. INFRASTRUCTURE (ENGINEERING)</b>								
3.1 Proposed Road Sectional Blocking and Sidewalk Improvement	Various St., District I & II Kapt. Antonio Santos, Sta. Elena	9,373,314.69				6,832,440.90		
3.2 Proposed Laying of Vigan Tiles		716,701.82				417,533.00		
<b>ENVIRONMENTAL MANAGEMENT</b>								
<b>1. INFRASTRUCTURE (PDO)</b>								
1.1 Proposed Development of Anastacia Park	Alpine Lily St., Anastacia Vill., Nangka, Marikina City	402,432.00			100%	283,208.10		Completed
1.2 Proposed Development of IVC Open Space	Sampaguita St. Corner Santan St., IVC, Marikina City	152,517.60			100%	105,755.46		Completed
1.3 Proposed Concreting of Sidewalk with Curb, Gutter & CHB Canal	Kalumpang Jogging Lane	1,668,775.50				1,084,636.64		
1.4 Proposed Senior Citizens Park	Sweden St., Greenheights 2, Concepcion I	357,797.90			100%	281,095.12		Completed
1.5 Proposed Development of Empress I Subdivision Open Space	Champaca St., Marikina Heights	514,385.93				393,410.08		


20% COMPONENT OF THE IRA UTILIZATION  
FOR THE THIRD QUARTER, CY 2016

Province, City or Municipality: Marikina City

Program or Project	Location	Total Cost	Date Started	Target Completion Date	Project Status		No. of Extensions, if any	Remarks
					% of Completion	Total Cost Incurred to Date		
1.6 Proposed Fabrication of 2 units Pontoon Bridge and 2 units Planks	River Park, Sto. Niño	1,130,780.76				983,961.09		
1.7 Proposed Development of Evolution Park	Marikina Heights	401,826.19				356,950.00		
1.8 Proposed Development of Animal Trail	River Park	1,302,206.98				1,114,735.95		
1.9 Proposed Development of Open Space Along IVC Jogging Lane (243 l.mtrs.)	IVC	535,777.35				446,625.96		
1.10 Proposed Concreting of Bikelane and Jogging lane (200 l.mtrs.) Phase I	Along Jogging Lane from Gazebo to Kalumpang Church	1,629,243.75				705,578.02		

We hereby certify that we have reviewed the contents and hereby attest to the veracity and correctness of the data or information contained in this document:

  
F. S. GERONIMO  
City Budget Officer

  
MARCELINO R. TEODORO  
City Mayor



20% COMPONENT OF THE IRA UTILIZATION  
FOR THE SECOND QUARTER, CY 2016

Province, City or Municipality: Marikina City

Program or Project	Location	Total Cost	Date Started	Target Completion Date	Project Status		No. of Extensions, if any	Remarks
					% of Completion	Total Cost Incurred to Date		
<b>SOCIAL DEVELOPMENT</b>								
<b>1. ELECTRICAL</b>								
1.1 Proposed Installation of (22) Streetlight	Balagtas St., Parang	3,100,423.51				1,641,514.00		
1.2 Proposed Electrical Wiring Installation for Food Cart Vending	Kapt. Venciong St., Sta. Elena	67,149.50				45,100.00		
<b>2. TRAFFIC ENGINEERING UNIT (TEU)</b>								
2.1 Proposed Thermoplastic Road Markings	Various Streets	4,814,776.40				3,408,410.01		
2.2 Proposed LPG Gas Refill for Thermoplastic Road Markings	Various Streets	135,261.00				95,600.00		
2.3 Proposed Repainting of Street Furniture for Road Traffic Safety	Various Streets	776,258.00				535,700.00		
2.4 Proposed Repainting of Basketball Court	Various Streets	370,224.40				247,105.00		
2.5 Proposed Repair & Maintenance of Traffic Sign	Various Streets	433,705.44				388,199.57		
2.6 Proposed Materials for Silk Screen Printing of Traffic Signage	Various Streets	178,375.40				127,360.00		
2.7 Proposed Replacement of Faded Reflectorized Traffic Sign	Various Streets	848,435.00				605,950.00		
2.8 Proposed Fabricate & Installation of Faded Regulatory Signage	Various Streets	487,242.00				293,550.00		
<b>3. EQUIPMENT</b>								
3.1 1 unit Thermoplastic Road Markings Machine and 1 unit Thermoplastic Paint Applicator		1,600,000.00				1,175,000.00		

20% COMPONENT OF THE IRA UTILIZATION  
FOR THE SECOND QUARTER, CY 2016

Province, City or Municipality: Marikina City

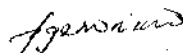
Program or Project	Location	Total Cost	Date Started	Target Completion Date	Project Status		No. of Extensions, if any	Remarks
					% of Completion	Total Cost Incurred to Date		
3.2 Medical, Dental & Laboratory Equipment		2,500,000.00				398,450.00		
<b>ECONOMIC DEVELOPMENT</b>								
<b>1. EQUIPMENT</b>								
1.1 4 units Brand New 6-wheeler mini dumptruck		15,000,000.00				11,980,000.00		
1.2 2 units Brand New Aerial Basket		24,000,000.00				19,998,000.00		
1.3 1 unit Brand New Dropside Truck (Forward)		3,100,000.00				3,095,000.00		
<b>2. MARIKINA BIKEWAYS</b>								
2.1 Supply and Installation of Solar Lights Surface Studs	Gil Fernando Ave. (Both Sides)	2,553,000.00				1,625,000.00		
2.2 Introduction of Green Bikelanes	E. Manalo Ave., Concepcion I and Sto. Niño	1,352,470.80				790,290.00		
2.3 Introduction of Green Bikelanes	McDonalds Avenue, Sto. Niño	273,605.21				140,015.00		
2.4 Introduction of Green Bikelanes	Katipunan Ave., Concepcion II	2,057,407.88				1,245,000.00		
2.5 Introduction of Green Bikelanes	Paraluman St., Parang & Conc. I	703,077.41				344,170.00		
2.6 Introduction of Green Bikelanes	B.G. Molina St., Parang	682,704.45				408,530.00		
<b>ENVIRONMENTAL MANAGEMENT</b>								
<b>1. INFRASTRUCTURE (PDO)</b>								
1.1 Proposed Development of Anastacia Park	Alpine Lily St., Anastacia Vill., Nangka, Marikina City.	402,432.00				283,208.10		
1.2 Proposed Development of IVC Open Space	Sampaguita St. Corner Santan St., IVC, Marikina City	152,517.60				105,755.46		

20% COMPONENT OF THE IRA UTILIZATION  
FOR THE SECOND QUARTER, CY 2016

Province, City or Municipality: Marikina City

Program or Project	Location	Total Cost	Date Started	Target Completion Date	Project Status		No. of Extensions, if any	Remarks
					% of Completion	Total Cost Incurred to Date		
1.3 Proposed Concreting of Sidewalk with Curb, Gutter & CHB Canal	Kalumpang Jogging Lane	1,668,775.50				1,014,636.64		
1.4 Proposed Senior Citizens Park	Sweden St., Greenheights 2, Concepcion I	357,797.90				281,095.12		
1.5 Proposed Development of Empress I Subdivision Open Space	Champaca St., Marikina Heights	514,385.93				363,410.08		
1.6 Proposed Fabrication of 2 units Pontoon Bridge and 2 units Planks	River Park, Sto. Niño	1,130,780.76				830,974.40		
1.7 Proposed Development of Evolution Park	Marikina Heights	401,826.19				246,950.00		
1.8 Proposed Development of Animal Trail	River Park	1,302,206.98				1,114,735.95		
1.9 Proposed Development of Open Space Along IVC Jogging Lane (243 l.mtrs.)	IVC	535,777.35				386,625.96		
1.10 Proposed Concreting of Bikelane and Jogging lane (200 l.mtrs.) Phase I	Along Jogging Lane from Gazebo to Kalumpang Church	1,629,243.75				272,600.00		

We hereby certify that we have reviewed the contents and hereby attest to the veracity and correctness of the data or information contained in this document.

  
FE S. GERONIMO  
City Budget Officer

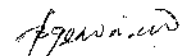
  
MARCELINO R. TEODORO  
City Mayor


20% COMPONENT OF THE IRA UTILIZATION  
FOR THE FIRST QUARTER, CY 2016

Province, City or Municipality: Marikina City

Program or Project	Location	Total Cost	Date Started	Target Completion Date	Project Status		No. of Extensions, if any	Remarks
					% of Completion	Total Cost Incurred to Date		
<b>ENVIRONMENTAL MANAGEMENT</b>								
<b>1. INFRASTRUCTURE (PDO)</b>								
1.1 Proposed Development of Anastacia Park	Alpine Lily St., Anastacia Vill., Nangka, Marikina City	402,432.00				116,835.10		
1.2 Proposed Development of IVC Open Space	Sampaguita St. Corner Santan St., IVC, Marikina City	152,517.60				39,614.96		
1.3 Proposed Concreting of Sidewalk with Curb, Gutter & CHB Canal	Kalumpang Jogging Lane	1,668,775.50				33,890.40		

We hereby certify that we have reviewed the contents and hereby attest to the veracity and correctness of the data or information contained in this document.

  
FE S. GERONIMO  
City Budget Officer

  
DEL R. DE GUZMAN  
City Mayor